

# DRAGON TOOTH

REALMS  
of  
FAERIE



25 m.m. scale  
Fantasy  
Figures



**CHRISTMAS 1981 RELEASES.**

**AVAILABLE AS OF NOVEMBER 20, 1981**

**DRAGONS**

**D81** Christmas Dragon ..... **\$25.00 ‡**

**MARVELOUS**

**MB4** Unicorns — Unicorn Herd Includes  
Stallion, Mare, Colts and Foals ..... **\$6.00 (6) ‡**

**MB5** Great Eagle in Flight with Rider  
Armed with Sword, Bow and Spear ..... **\$10.00**

**MB6** Griffon with Nest, Eggs and Griffon Chick ..... **\$7.00 •**

**MB7** Seawitch (Mermaid) with  
Wings Seated on Wave ..... **\$3.00 ‡**

**GOD AND DEMIGODS**

**GD1** Horus The Avenger Eagle  
Head God ..... **\$4.50 ‡**

**DEMONS**

**DE8** Beelzebub, A Lesser Devil ..... **\$3.00 ‡**

**JEWELRY**

Unicorn Pendant 24KT Gold Plated  
with Chain — A Great Gift Item ..... **\$10.00**



## FIGURES FOR VARIOUS FANTASY WORLDS AND MYTHOLOGIES


### PERSONALITIES:

P1	Wizard, Woodsman, Dwarf King .....	\$3.00(3)
P2	Goblin (Orc) Captains .....	\$4.00(4)
P3	Pegasi (Winged Horses) .....	\$3.50(2)
P4	Hippogriff and Unicorn .....	\$4.00(2)
P5	Saurian Captains and Champions .....	\$4.00(4)
P6	Superhero and Superheroine, Armed with Long Sword, Battle Axe and Shield .....	\$3.00(2)

Each Personality Set below contains a beautifully sculpted fantasy adventurer in two dramatic poses, mounted on an action horse and on foot, to represent your character during the various phases of adventuring.

P8	High Elfin Hero-King in Dragon Helm .....	\$3.50
P9	Rogue or Thief, Skulkingly Caped .....	\$3.50
P10	Sorcerer, Sorceress .....	\$3.50
P11	Swordswoman Armed With Sword & Spear ..	\$3.50
P12	Rictus, the Zombie King .....	\$3.50
P13	Swordsman Kane, in Scale Armour .....	\$3.50
P14	Sorceress, Sorceress .....	\$3.50
P15	Cleric in Mitred Helmet Armed with Mace in Scale Armour .....	\$3.50
P16	Fool or Jester, Armed with Sword .....	\$3.50
P17	Bard or Harpist with Harp and Armed with Sword .....	\$3.50
P18	Swordsman Roland with Sword and Shield in Scale Armour .....	\$3.50





T1	Trolls (Olog-Hai) with Hammers .....	\$3.00(2)
T2	Armoured Trolls .....	\$3.00(2)
B1	Wild Boar-Headed Tribesmen Attacking with Stone Spears .....	\$4.00(4)*
B2	Wild Boar-Headed Tribesmen Charging with Stone Clubs .....	\$4.00(4)*
BC1	Command Group with Chieftain, Shaman and Standard Bearer .....	\$4.00(3)*
AW1	Arctic Warrior — War Sled Drawn By Polar Bears, Driven by Champion .....	\$8.00*
C1	Centaurs (Standing) .....	\$3.50(2)
C2	Centaurs (Galloping) .....	\$3.50(2)
C3	Centaur Mercenaries Charging in Full Armour with Lance and Shield .....	\$3.50(2)

SCULPTED BY STEVEN TOFANO\*  
 SCULPTED BY MIKE GILBERT†  
 SCULPTED BY MICHAEL KATOK‡  
 ALL OTHER SETS SCULPTED BY TOM LOBACK

**24 KARAT GOLD PLATED ITEM:**

Magic Amulet (2¾" Diameter) with 2 Ft.  
 Chain (An Excellent Gift Items) ..... \$12.00

**TOM LOBACK GENERAL ARTWORK**

152 West 26th Street, #36  
 New York, N.Y. 10001



**DEMONS:**

DE1	Elephant-Headed Demons .....	\$2.50(2)
DE2	Boar-Headed Demons .....	\$2.50(2)*
DE3	Wind Djinn .....	\$4.00
DE4	Demon of Terror — Gothmaur, Lord of Balrogs, with Axe and Whip of Flame .....	\$6.00
DE5	Winged Snake Demon, Rising From Magic Pentagram .....	\$5.00
DE6	Demon of Hell, "Old Scratch" .....	\$5.00
DE7	Demon Bird-Bear Armed with Axe .....	\$3.50*

**MISCELLANEOUS ITEMS FOR YOUR DUNGEONS:**

M1	Skulls: Twenty Assorted Human Skulls .....	\$2.50
M2	Capes: Three Different Capes, Two of Each .....	\$2.50(6)
M3	Beastly Torturers, Torturing .....	\$2.50(4)†
M4	Torture Rack and Brazier .....	\$2.50*
M5	Gallows and Stocks .....	\$2.50*
M6	Guillotine .....	\$3.50*
M7	Human Victims and Parts of Victims .....	\$2.50†
M8	Bodies and Booty .....	\$2.50†
M9	Weapons — — Various Swords, Axes and Shields .....	\$3.00

**THE WAR BETWEEN THE SAURIAN EMPIRE  
AND THE AMPHIBIAN CONFEDERATION****THE SAURIANS (LIZARD MEN):**

SB1	Saurian Behemoth — Triceratops with Howdah and Six Lizard Man Crew .....	\$12.00
SMC1	Champion Mounted on Giant Lizard .....	\$5.00(1)*
SMN1	Nobles Riding Armoured Loping Lizards .....	\$5.00(2)
S1	Pikemen .....	\$3.00(4)
S2	Spearmen with Shields .....	\$3.00(4)
S3	Heavy Bowmen .....	\$3.00(4)
S4	Light Infantry Javelineers .....	\$3.00(4)
P5	Saurian Captains and Champions .....	\$4.00

**DRAGONS:**


<b>D76</b>	Dragon .....	<b>\$8.00</b>
<b>D78</b>	Dragon — Serpentine Winged Firedrake .....	<b>\$8.00</b>
<b>D79</b>	Dragon — Large Dragon .....	<b>\$12.00*</b>
<b>D80</b>	Dragon — Small Dragon .....	<b>\$8.00</b>

**GIANTS:**

<b>GI-1</b>	Ent (Wood Giant) .....	<b>\$6.00(1)</b>
<b>GI-2</b>	Frost Giants (Apres Frazetta) .....	<b>\$5.00(2)*</b>
<b>GI-3</b>	Polyphemos Cyclops, son of Poseidon, One-Eyed Giant .....	<b>\$4.50(1)</b>
<b>GI-4</b>	Cumulus, the Storm Giant, Casting Lightning Bolts .....	<b>\$18.00(1)</b>
<b>GI-5</b>	Horned Hill Giant with Tree Trunk and Sack .....	<b>\$6.00(1)</b>
<b>GI-6</b>	"Big Meg" and Her Stew Pot. The First Female Giant Fantasy Figure Armed with a Ladle and Carrying a Victim Filled Stewpot .....	<b>\$7.50</b>
<b>GI-7</b>	"Old Horny", a Horned Cave Giant with a Wooden Club .....	<b>\$4.00*</b>


**MARVELOUS BEASTIES:**

<b>MB1</b>	Dragon with Dragon Rider .....	<b>\$6.00*</b>
<b>MB2</b>	Triceratops with Rider .....	<b>\$6.00*</b>
<b>MB3</b>	Five Headed Hydra .....	<b>\$5.00*</b>





(8) When assembly is complete, the figure is ready to be primed and painted. Priming the metal prevents oxidation and peeling of the paints. We recommend Floquil spray primer (it's grey in color and should be available at your local hobby shop).



(9) Now the figure is ready to be painted. We recommend Floquil and Humbrol paints be used to obtain best results. There are many painting techniques that can be used. They are described in various hobby magazines and books available through your local hobby store. Techniques like dry brushing and washes and vibrant colors yield good results after a little practice.

(10) After the painted figure is dry, glue it to a small balsa wood base about 3/8" or 1/4" thick for each handling during a game. You can make the base look nice by terraining it with model railroad materials such as "Kibri" grass and sand.

(11) Finally, if you buy a set that has a broken or missing or incorrect piece, do not return the set to us. Simply drop us a postcard with your name, address and the part you need. We will ship you a replacement part.


Many Dragontooth sets come as kits that require assembly. We recommend these techniques be used by the modeler to achieve the best results:

(1) Using an X-acto knife or rat's tail file to clean off any sprue leads or flash (thin metal feathering along the mold line.)

(2) Check the fit of each piece (sometimes the fit changes due to the nature of the manufacturing process) and adjust with knife, file or pliers.

(3) On our very large pieces we often use a lower tin content metal to keep prices down. This metal is not flexible when cool, like our smaller pieces. However, some degree of flexibility can be regained by holding the piece with pliers in hot (not boiling) water for a while, and bending carefully into shape with the pliers after it has heated up.

(4) Many of our parts (even heads) are interchangeable between sets. This allows a great deal of variety for the modeler. Decide what piece goes where before gluing.



(5) We recommend Elmer's 5 Minute Epoxy (available through hardware stores) or a similar glue. Before mixing and applying the glue with a toothpick, as per instructions, set the pieces you will be gluing in a bed of non-hardening plasticene modeling clay. This clay will hold the pieces until the glue sets. Epoxy makes a better bond and fills small gaps better than superglue.

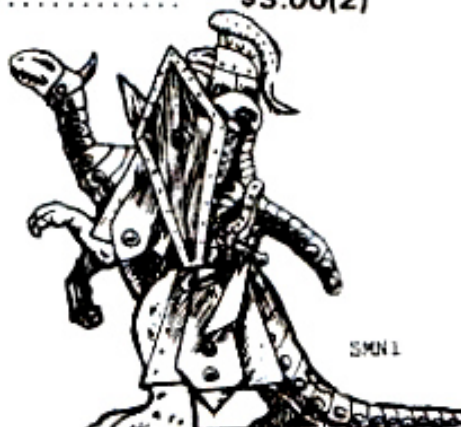
(6) On larger pieces, rubber bands can be used and then cut off once the glue has set.

(7) Further conversion and filler work on the unpainted figure can be done by using plumbers' or ribbon E-Pox-E (green & yellow). With patience, almost anything can be made from this stuff (Keep your fingers and tools wet with water).




## THE AMPHIBIANS:

<b>AC1</b>	Amphibian Colossus — Giant Horned Chameleon with Howdah and Crocodyli and Ranidaen Crew of Four .....	\$9.00
<b>AC3</b>	Chariot with Ranidaen Crew .....	\$5.00
<b>AM1</b>	Ranidaen Light Mounted Troops .....	\$4.00(2)
<b>AMC1</b>	Amphibian Mounted Champion Riding Giant Armoured Lizard .....	\$5.00(1)
<b>A1</b>	Crocodylians with Spears and Tortoise Shell Shields .....	\$3.00(4)
<b>A2</b>	Crocodylians with Crossbows .....	\$3.00(4)
<b>A3</b>	Ranidaen Javelineers .....	\$3.00(4)
<b>A4</b>	Caiman Troll Crushers with Two Handed Maces .....	\$3.00(2)
<b>A5</b>	Tritonite River Marines with Tridents and Sea Shell Shields .....	\$3.00(4)
<b>A6</b>	Tritonite Deep Sea Marines with Harpoons and Sea Shell Shields .....	\$3.00(2)




## OTHER CREATURES AND RACES:

<b>EM1</b>	Mounted Elves — High Elves in Chainmail, Mounted on Charging Horses .....	\$9.00(4)
<b>EM2</b>	Mounted Elves in Woodland Garb Armed with Bows .....	\$9.00(4)
<b>E1</b>	High Elves in Chainmail with Spears .....	\$3.50(4)
<b>CH1</b>	Chrysaetian Bolt Thrower in the Shape of a Horned Demon, with Two Man Crew .....	\$5.00*
<b>CH2</b>	Chrysaetian Titans of the Imperial Guard .....	\$3.50(2)*
<b>CH3</b>	Chrysaetian Super Heroes & Heroine .....	\$4.00(3)*
<b>V1</b>	Vulturian Body Cart Drawn by Caped Vulturians .....	\$5.00
<b>WE1</b>	War Elephant — African Bull Elephant, Howdah with Battlements and Towers and Seven Man Harradrin Crew .....	\$15.00








**When your quest for  
the finest in fantasy figures  
leads you to DragonTooth,  
you can find our figures in**

**Tom Loback General Artwork  
152 w. 26th St. No.36  
N.Y.C., N.Y. 10001**



**When your quest for  
the finest in fantasy figures  
leads you to DragonTooth,  
you can find our figures in**

**Tom Loback General Artwork  
152 w. 26th St. No.36  
N.Y.C., N.Y. 10001**